



To download the app, scan the QR code or go to pentair.com/appdownload.

HOW TO SET UP YOUR ACCOUNT

ON THE PENTAIR PRO APP

Below you will find the instructions for downloading and starting to use your Pentair Pro app account.

If you are a member of the Pentair Partner program, please skip to the “APP SETUP – CURRENT PENTAIR PARTNER USER” section.

APP SETUP – NEW USER



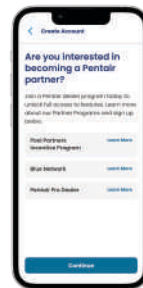
Download the Pentair Pro app.



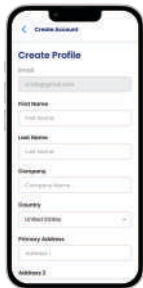
Create an account with your email address and password. Accept the Terms of Service.



Check your email and confirm your information.



Select the Pentair Partner features that fit your business.*



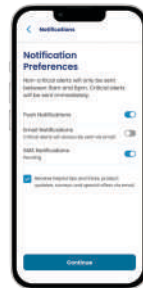
Enter your business information into your profile. Select **Save**.



Select the notifications you wish to receive and select **Save**.



Opt in to text messages.



Confirm notification preferences and select **CONTINUE**.

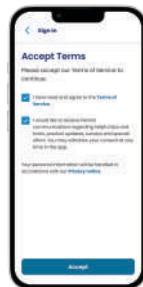
APP SETUP – CURRENT PENTAIR PARTNER USER



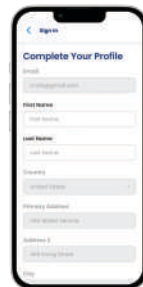
Download the Pentair Pro app.



Log in with Pentair Partner credentials.



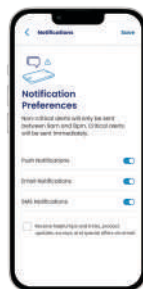
Accept Terms and Conditions.



Confirm that the contact information is correct and select **Save**.



Select the notifications you wish to receive and select **Save**.



Opt in to text messages.



Confirm notification preferences and select **CONTINUE**.



To download the app, scan the QR code or go to pentair.com/appdownload.

HOW TO SET UP YOUR ACCOUNT

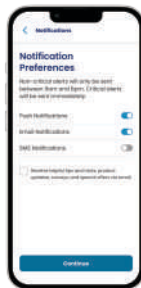
ON THE PENTAIR PRO APP

ADMIN ACCESS

Pool owners can grant their pool professional remote monitoring access ONLY if their Pool Pro has a Pentair Pro app account and Pentair Partner credentials.



After creating the user profile, one employee from each company can be the "admin" for the company's Pentair Pro app account.



That employee must specify they are the admin for the company when completing a profile.



Once the profile is complete, the admin can log in using their Pentair ID and password.



Once logged in to the desktop Pentair Pro account, the admin can set up other company employees with remote monitoring access.

*Each employee will need their own Pentair Partners account to allow pool owners to find their pool company and get remote monitoring access.

Pool Professionals without a Pentair Partner account can contact rewards@pentair.com.

REMOTE MONITORING

Pool owners can grant their pool professional remote monitoring access ONLY if their Pool Pro has a Pentair Pro app account and Pentair Partner credentials.

Remote monitoring is available only for these products:

- ChemCheck® Water Quality Monitoring System
- IntelliConnect® Pool Control and Monitoring System
- IntelliFlo3™ Variable Speed and Flow Pool Pump
- IntelliSync® Pool Pump Control and Monitoring System

To begin:

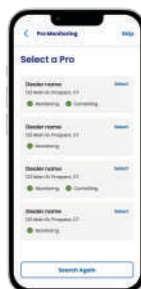
1. Go to the dashboard for the pool product with remote monitoring capabilities.
2. Select the **settings gear icon** in the top right.




Select **Remote Monitoring**.



Search by Pro Name (Business Name) or Search Radius.



Select the dealer company, confirm the information and send request.



Request will be sent to the Pro's Pentair Pro app account. Select **CONTINUE**.